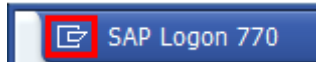




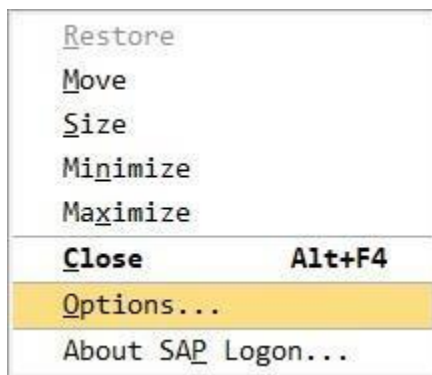
# Office of the State Controller

## Changing the SAP GUI Theme

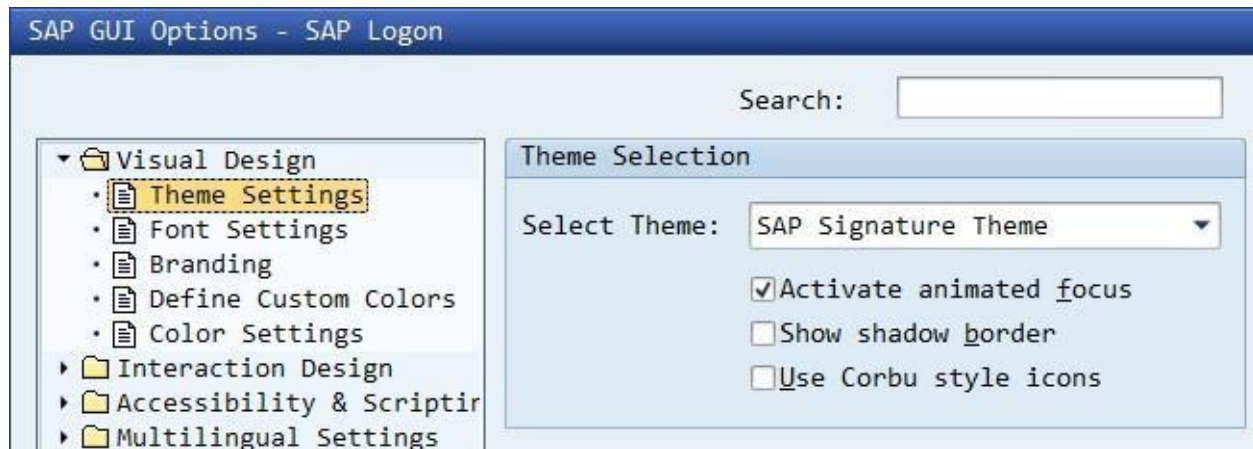
1. Launch SAP GUI from your desktop.
2. Click on the top left corner icon of the SAP Logon 770 screen.



3. Select ***Options . . .***

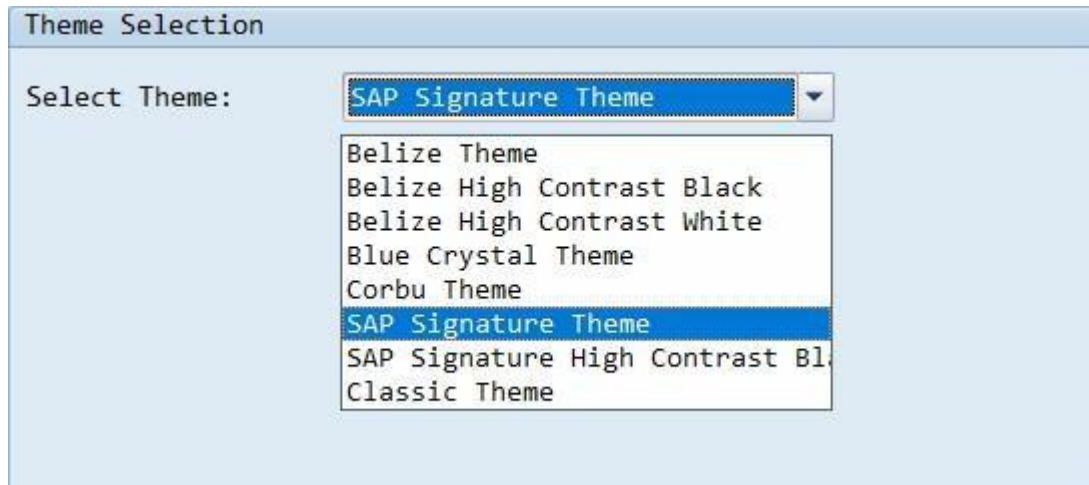


4. Go to ***Visual Design*** and select ***Theme Settings.***





5. Select the SAP Signature Theme if not already selected. This is the theme used in all training classes at OSC.



6. Click **“Apply”** and **“OK”**



7. **CLOSE ALL SAP GUI WINDOWS** and start again.
8. For questions or assistance with the SAP GUI installation, contact BEST Shared Services to put in a ticket to the SAP Portal team.

BEST Shared  
Services919-707-  
0707  
866-622-3784  
[BEST@osc.nc.gov](mailto:BEST@osc.nc.gov)