



ACTIVE POSITION COUNTS

REPORT DESCRIPTION B0117 | WEB INTELLIGENCE



The purpose of this Report Description is to explain the purpose of and how to generate the Active Position Counts report.

REPORT DESCRIPTION:

This report shows SPA, EPA, and Supplemental/Judicial full-time equivalent position counts for the organizational unit(s) and calendar month/year selected.

REPORT LOCATION:

OM: Position Data

REPORT USES:

This report can be used to gather “at-a-glance” Full-time Equivalent (FTE) counts for organizational units as needed. It is broken down into Subject to the Personnel Act (SPA), Exempt from the personnel Act (EPA), and Supplemental/Judicial categories, so it can be used to quickly identify which organizational units have positions within these categories, along with the count for each category.

QUICK LINKS

How to generate this report	2
Initial Layout	3
Available Objects	4
Special Report Considerations/Features	5

How to generate this report

This report is generated after selecting values for the mandatory prompts. All mandatory prompts must have values selected before the Run Icon can be used to generate the report. Mandatory prompts can be identified as mandatory by the exclamation mark inside of the yellow-orange triangle, the square with the checkmark, or the display of (Mandatory). Detailed instructions for interaction with each prompt can be found at <https://www.osc.nc.gov/documents/files/web-intelligence-prompts>.

The Mandatory prompts for this report are:

- Organizational Unit
- Calendar Month/Year (Single Value, Mandatory)

This report can also be further limited by utilizing the Optional prompts to further limiting the amount of data that retrieved into the body of the report. Optional prompts are indicated as optional in parentheses beside the prompt.

The Optional prompts are:

- Employee Subgroup(s) - (Optional)

Exclusion prompts exclude specified data by default while allowing customers the flexibility of changing them when necessary. Exclusion prompts are identified by the term Exclude followed by the prompt.

The Exclusion prompts are:

- Exclude Employee Subgroup (Contractors)

The screenshot shows a web-based interface for generating a report. At the top, there is a 'Prompts' dropdown menu. Below it, a search bar is visible. The main area displays a list of prompts:

- Organizational Unit** (Mandatory): Indicated by a yellow-orange triangle with an exclamation mark. Below the prompt, it says 'Please select at least one value'.
- Calendar Month/Year (Single Value, Mandatory)** (Mandatory): Indicated by a yellow-orange triangle with an exclamation mark. Below the prompt, it says 'Please select at least one value'.
- Employee Subgroup(s) - (Optional)** (Optional): Indicated by a blue checkmark in a square. Below the prompt, it says '(All values)'.
- Exclude Employee Subgroup (Contractors)** (Exclusion): Indicated by a blue checkmark in a square. Below the prompt, it says '(1)' and 'G1'.

At the bottom of the interface, there is a dark bar with the text 'Mandatory (2) Reset All' on the left, and 'Run' and 'Cancel' buttons on the right.

Initial Layout

The report is generated with a list of position counts for the org unit selected. This is a sample of the report which shows the columns available on the base report:

<u>B0117: Active Position Counts as of OCT 2015</u>					
Org Unit	Org Unit Desc	Total FTE Positions	FTE SPA Positions	FTE EPA Positions	FTE Supplemental / Judicial Positions
22222222	Office of State Controller	175.00	174.00	1.00	0.00
Total		175.00	174.00	1.00	0.00

Available Objects

This is a list of the available objects that can be added to the report, from the Document Dictionary once in the Design mode:

Dimensions







































- Business Area
- Chief position
- Emergency Position
- Employee
- Employee Group
- Employee Name
- Employee Subgroup
- Essential Position
- Job
- Job Branch
- Job Family
- Job Pay Area
- Job Pay Group
- Job Pay Level
- Job Pay Type
- Key Position
- Org Unit
- Planning Status
- Pos City
- Pos County
- Pos Pay Area
- Pos Pay Group
- Pos Pay Level
- Pos Pay Type
- Pos Personnel Area
- Position
- Position Start Date
- State

Measures

- FTE EPA Positions
- FTE SPA Positions
- FTE Supplemental / Judicial Positions

Variables

- Prompt Response Cal Mth/Yr
- Prompt Response Employee Subgroup
- Prompt Response Exclude Employee Subgroup
- Prompt Response Organizational Unit
- Total FTE Positions

- >  Business area
 - >  Chief Position
 - >  Emergency Position
 - >  Employee
 - >  Employee Group
 -  Employee Name
 - >  Employee Subgroup
 - >  Essential Position
 - >  Job
 - >  Job Branch
 - >  Job Family
 - >  Job Pay Area
 - >  Job Pay Group
 - >  Job Pay Level
 - >  Job Pay Type
 - >  Key Position
 - >  Org Unit
 - >  Planning Status
 - >  Pos City
 - >  Pos County
 - >  Pos Pay Area
 - >  Pos Pay Group
 - >  Pos Pay Level
 - >  Pos Pay Type
 - >  Pos Personnel Area
 - >  Position
 - >  Position Start Date
 - >  State
 - >  Measures
 -  FTE EPA Positions
 -  FTE SPA Positions
 -  FTE Supplemental / Judicial Positions
 - >  Variables
 -  Prompt Response Cal Mth/Yr
 -  Prompt Response Employee Subgroup
 -  Prompt Response Exclude Employee Subgroup
 -  Prompt Response Organizational Unit
 -  Total FTE Positions

Special Report Considerations/Features

- Positions assigned to the Contractor employee subgroup are excluded from this report by default.
- Position Personnel area was added to this report on September 9, 2016, and began being populated at that time. If the report is run for a date prior to September 2016, then the position personnel area will not be populated and will display as “#” or as “not assigned.”
- **Field/Home Based** indicator is available from Position attributes (expanded list) in Available Objects.

CHANGE RECORD

Effective 12/3/15

- Initial version – completed in pilot.

Effective 6/13/16

- Modified initial report to bring it up to BI and BOBJ standards

Effective 9/9/16

- Added Position Personnel Area to available objects

Effective 1/25/18

- Updated document with Position personnel area information from 9/9/2016

Effective 8/23/21

- Updated format and assigned reference number – C. Ennis

Effective 9/1/21

- Added Alt Text L. Lee

Effective 9/2/21

- Added **Field/Home Based** indicator to Position attributes (expanded list) in Available Objects

Effective 10/7/2024

- Update to Business Objects 4.3 -K. Cox