



State of North Carolina
Office of the State Controller

General Fund

Monthly Financial Report

March 2023



State of North Carolina Office of the State Controller

NELS C. ROSELAND
STATE CONTROLLER

April 12, 2023

Enclosed is the General Fund Monthly Financial Report for the period ended March 31, 2023 of the 2023 State fiscal year. Pursuant to the State Budget Act, this report (unaudited) presents both General Fund reverting and non-reverting activities.

Please contact us if you have questions or if you would like more information. We are committed to providing you with the most reliable and timely financial information possible.

Sincerely,

Nels Roseland

The seal of the Office of the State Controller of North Carolina is a large, circular emblem in the background. It features a central figure of a woman holding a scale and a sword, surrounded by the text "OFFICE OF THE STATE CONTROLLER OF THE STATE OF NORTH CAROLINA". The date "MAY 20, 1775" is at the top and "APRIL 12, 1776" is at the bottom. The motto "ESSE QUAM VIDERI" is written across the bottom, flanked by two stars. Below the motto, the words "Integrity • Accountability" are written in a larger font.

INTRODUCTION

The General Fund Monthly Financial Report presents revenues, receipts, appropriated expenditures, and disbursements on a cash basis generally in the month when cash is received, or cash is disbursed. Departmental budgeted and actual expenditure amounts for reverting activities are reported net of budgeted and actual receipts respectively and are referred to herein as appropriation expenditures. For non-reverting activities, departmental receipts and disbursements are reported gross of any refunds. The North Carolina Financial System (NCFS) is operated by the Office of the State Controller and is the source for the amounts presented in this report.



North Carolina Financial System

Office of State Controller

General Fund – Reverting and Non-Reverting

Schedule of Assets, Liabilities and Fund Balance

March 31, 2023

Expressed in Millions

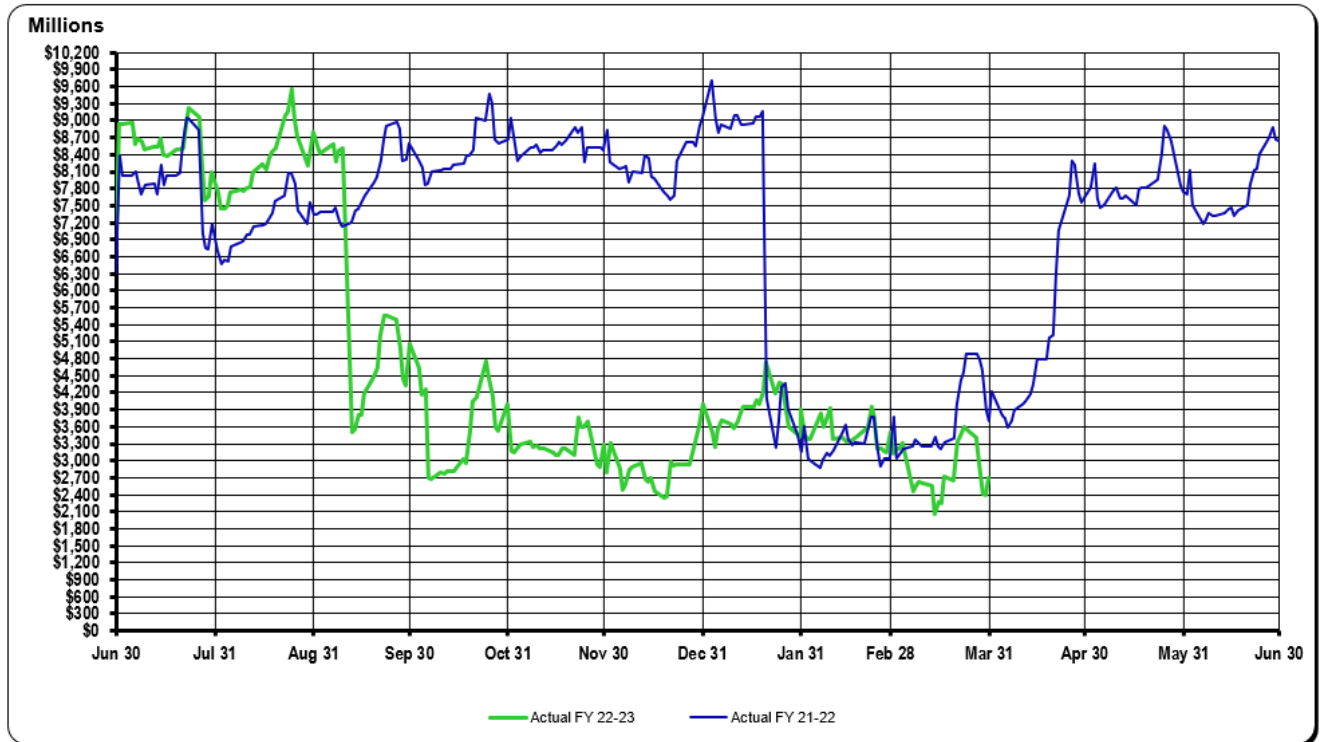
Assets		Liabilities and Fund Balance	
Deposits with State Treasurer:		Liabilities	
Cash and Investments	\$ 23,286.7	Beverage Tax	\$ 31.3
		Sales & Use Tax	429.1
		Scrap Tire Disposal Tax	-
		Solid Waste Disposal Tax	-
		White Goods Tax	-
		Total Liabilities	\$ 460.4
		Fund Balance	
		Reserved:	
		American Recovery Plan Act Reserve	\$ 54.1
		Carry Forward Reserve	301.1
		Clean Water Drinking Water Reserve	-
		Coronavirus Capital Projects Reserve	-
		Coronavirus Relief Reserve	-
		Earthquake Disaster Recovery Reserve	-
		Economic Development Project Reserve	642.3
		Federal Infrastructure Match Reserve	95.3
		Housing Reserve	-
		Hurricane Florence Disaster Recovery Reserve	60.7
		Information Technology Reserve	108.9
		Local Fiscal Recovery Reserve-ARPA	-
		Local Govt Coronavirus Relief Reserve	-
		Local Project Reserve	-
		Medicaid Contingency Reserve	326.5
		Medicaid Transformation Reserve	155.6
		NC GREAT Reserve	-
		Opioid Abatement Reserve	-
		Public School Contingency Reserve	-
		Public School Need Based Capital Reserve	-
		Repairs and Renovations Reserve	-
		Retiree Supplement Reserve	-
		SCIF General Fund Reserve	-
		Savings Reserve	4,750.0
		Stabilization and Inflation Reserve	1,000.0
		State Emergency Response/Disaster Reserve	748.8
		Unfunded Liability Solvency Reserve	-

		Wilmington Harbor Enhancements Reserve	283.8
		World University Games Reserve	25.0
		Non-Reverting Departmental Funds	11,566.1
		Total Reserved	\$ 20,118.2
		Unreserved:	
		Fund Balance - July 01, 2022	\$ 7,165.7
		Transfer to Reserves	(9,096.6)
		Transfer to Non-reserved Funds	-
		Excess of Receipts over (under) Disbursements	4,639.0
		Total Unreserved	2,708.1
		Total Fund Balance	\$ 22,826.3
Total Assets	\$ 23,286.7	Total Liabilities and Fund Balance	\$ 23,286.7

**GENERAL FUND – REVERTING
UNRESERVED FUND BALANCE**

FISCAL YEAR TO DATE MARCH 31, 2023 AND FISCAL YEAR ENDED JUNE 30, 2022

Expressed in Millions





North Carolina Financial System
Office of State Controller
General Fund – Reverting and Non-Reverting
Reserved and Unreserved Fund Balance
Fiscal Year-to-Date March 31, 2023 and March 31, 2022

Expressed in Millions

Fund Balance	FY 2023	FY 2022	Change	% Change
Reserved:				
American Recovery Plan Act Reserve	\$ 54.1	\$ -	\$ 54.1	100.0%
Carry Forward Reserve	301.1	336.7	(35.6)	(10.6%)
Clean Water Drinking Water Reserve	-	-	-	-
Coronavirus Capital Projects Reserve	-	-	-	-
Coronavirus Relief Reserve	-	-	-	-
Earthquake Disaster Recovery Reserve	-	-	-	-
Economic Development Project Reserve	642.3	203.0	439.3	216.4%
Federal Infrastructure Match Reserve	95.3	-	95.3	100.0%
Housing Reserve	-	-	-	-
Hurricane Florence Disaster Recovery Reserve	60.7	77.1	(16.4)	(21.3%)
Information Technology Reserve	108.9	-	108.9	100.0%
Local Fiscal Recovery Reserve-ARPA	-	-	-	-
Local Govt Coronavirus Relief Reserve	-	-	-	-
Local Project Reserve	-	-	-	-
Medicaid Contingency Reserve	326.5	175.4	151.1	86.18%
Medicaid Transformation Reserve	155.6	63.9	91.7	143.72%
NC GREAT Reserve	-	-	-	-
Opioid Abatement Reserve	-	-	-	-
Public School Contingency Reserve	-	-	-	-
Public School Need Based Capital Reserve	-	-	-	-
Repairs and Renovations Reserve	-	-	-	-
Retiree Supplement Reserve	-	-	-	-
SCIF General Fund Reserve	-	-	-	-
Savings Reserve	4,750.0	3,116.0	1,634.0	52.4%
Stabilization and Inflation Reserve	1,000.0	-	1,000.0	100.0%
State Emergency Response/Disaster Reserve	748.8	20.7	728.1	3,517.4%
Unfunded Liability Solvency Reserve	-	43.3	(43.3)	(100.0%)
Wilmington Harbor Enhancements Reserve	283.8	283.8	-	0.0%
World University Games Reserve	25.0	-	25.0	100.0%
Non-Reverting Departmental Funds	11,566.1	8,190.7	3,375.4	41.2%
Total Reserved	\$ 20,118.2	\$ 12,510.6	\$ 7,607.6	60.8%
Unreserved:				
Fund Balance - July 01	\$ 7,165.7	\$ 6,313.1	\$ 852.6	13.5%
Transfers to Reserves	(9,096.6)	(6,335.6)	(2,761.0)	43.6%

Transfer to Non-reserved Funds	-	-	-	-
Excess of Revenues Over (Under) Appropriation Expenditures	4,639.0	4,241.2	397.8	9.4%
Total Unreserved	\$ 2,708.1	\$ 4,218.7	\$ (1,510.6)	(35.8%)
Total Fund Balance	\$ 22,826.3	\$ 16,729.3	\$ 6,097.0	36.4%

The schedule above presents year-to-date reserved and unreserved fund balances for the current and prior fiscal years as well as the increase/decrease from the prior year.



North Carolina Financial System
Office of State Controller
General Fund Reverting – Schedule of Operations
Monthly & Fiscal Year-To-Date as of March 31, 2023
Expressed in Millions

	March		Year-To-Date		Budget		Percent of Budget Realized/Expended YTD	
							Year-To-Date	
	FY 2023	FY 2022	FY 2023	FY 2022	FY 2023	FY 2022	FY 2023	FY 2022
Beg. Unreserved Fund Balance	\$ 3,513.1	\$ 3,782.4	\$ 7,165.7	\$ 6,313.1	\$ 7,165.7	\$ 6,313.1		
Transfer to Reserves	-	-	-	-	-	-		
Transfer to Non-reserved Funds	-	-	-	-	-	-		
Total	\$ 3,513.1	\$ 3,782.4	\$ 7,165.7	\$ 6,313.1	\$ 7,165.7	\$ 6,313.1		
Revenues								
Non-Tax Revenue								
Disproportionate Share	\$ -	\$ -	\$ 130.2	\$ 115.4	\$ 161.5	\$ 146.7	80.6%	78.7%
Highway Fund Transfer In	-	-	-	-	-	-	-	-
Insurance-Nontax	26.0	22.0	69.3	83.5	116.1	100.5	59.7%	83.1%
Judicial Fees	22.2	21.8	161.9	153.7	222.8	216.6	72.7%	71.0%
Master Settlement Agreement	-	-	-	22.8	144.6	139.4	0.0%	16.4%
Other	36.2	39.5	176.8	161.5	244.2	220.3	72.4%	73.3%
Treasurer Investments	52.1	3.7	299.2	15.9	60.9	29.6	491.3%	53.7%
Total Non-Tax Revenue	\$ 136.5	\$ 87.0	\$ 837.4	\$ 552.8	\$ 950.1	\$ 853.1	88.1%	64.8%
Tax Revenues								
Beverage	\$ 42.4	\$ 37.5	\$ 408.8	\$ 390.2	\$ 552.5	\$ 453.3	74.0%	86.1%
Corporate Income	221.8	133.4	920.4	690.2	1,155.5	1,119.9	79.7%	61.6%
Estate	-	-	-	0.2	-	-	-	-
Franchise	53.2	81.8	544.4	539.9	690.9	840.0	78.8%	64.3%
Freight Car Lines	-	-	0.1	-	-	-	-	-
Gift	-	-	-	-	-	-	-	-
Individual Income	1,165.8	1,703.9	11,630.7	11,691.4	15,470.9	14,308.8	75.2%	81.7%
Insurance	201.4	224.3	493.4	455.5	1,033.5	809.4	47.7%	56.3%
Mill Machinery	-	-	(0.3)	1.3	0.2	0.1	(150.0%)	1,300.0%
Other	-	-	0.2	-	0.3	0.4	66.7%	0.0%
Piped Natural Gas	-	-	-	-	-	-	-	-
Privilege License	0.2	0.1	26.5	26.9	39.6	39.3	66.9%	68.4%
Real Estate Conveyance Excise	6.8	10.6	92.0	115.3	149.6	103.2	61.5%	111.7%
Sales and Use	367.5	534.5	8,402.4	7,808.7	10,183.4	9,611.3	82.5%	81.2%
Scrap Tire Disposal	2.1	1.8	10.9	9.5	6.5	6.3	167.7%	150.8%
Soft Drinks Tax - Inactive	-	-	-	-	-	-	-	-
Solid Waste	0.1	-	7.7	7.5	3.1	3.0	248.4%	250.0%
Tobacco	22.0	18.7	197.9	188.7	270.2	258.3	73.2%	73.1%
White Goods Disposal	0.5	0.6	3.8	3.5	3.6	3.5	105.6%	100.0%
Total Tax Revenues	\$ 2,083.8	\$ 2,747.2	\$ 22,738.9	\$ 21,928.8	\$ 29,559.8	\$ 27,556.8	76.9%	79.6%
Total Revenues	\$ 2,220.3	\$ 2,834.2	\$ 23,576.3	\$ 22,481.6	\$ 30,509.9	\$ 28,409.9	77.3%	79.1%

Total Availability	\$ 5,733.4	\$ 6,616.6	\$ 30,742.0	\$ 28,794.7	\$ 37,675.6	\$ 34,723.0	81.6%	82.9%
Appropriation Expenditures								
Capital Improvements	\$ -	\$ -	\$ -	\$ -	\$ -	\$ -	-	-
Current Operations	2,425.3	2,397.9	18,938.9	18,238.8	27,902.2	26,081.0	67.9%	69.9%
Debt Service	-	-	(1.6)	1.6	-	-	-	-
Total Appropriation Expenditures	\$ 2,425.3	\$ 2,397.9	\$ 18,937.3	\$ 18,240.4	\$ 27,902.2	\$ 26,081.0	67.9%	69.9%
Unreserved Fund Balance – Before Statutory Reservations	\$ 3,308.1	\$ 4,218.7	\$ 11,804.7	\$ 10,554.3	\$ 9,773.4	\$ 8,642.0		
Reserved								
Clean Water Drinking Water Reserve	\$ -	\$ -	\$ (326.0)	\$ -	\$ -	\$ -		
Federal Infrastructure Match Reserve	-	-	(106.0)	-	-	-		
Housing Reserve	-	-	(205.0)	-	-	-		
Local Project Reserve	-	-	(80.1)	-	-	-		
Public School Need Based Capital Reserve	-	-	(100.0)	-	-	-		
Retiree Supplement Reserve	-	-	(36.0)	-	-	-		
Stabilization and Inflation Reserve	(600.0)	-	(1,000.0)	-	-	-		
World University Games Reserve	-	-	(25.0)	-	-	-		
American Recovery Plan Act Reserve	-	-	-	-	-	-		
Carry Forward Reserve	-	-	-	-	-	-		
Coronavirus Capital Projects Reserve	-	-	-	-	-	-		
Coronavirus Relief Reserve	-	-	-	-	-	-		
Earthquake Disaster Recovery Reserve	-	-	-	-	-	-		
Economic Development Project Reserve	-	-	(876.0)	(338.0)	-	-		
Hurricane Florence Disaster Recovery	-	-	-	-	-	-		
Information Technology Reserve	-	-	(184.0)	(109.7)	-	-		
Local Fiscal Recovery Reserve-ARPA	-	-	-	-	-	-		
Local Govt Coronavirus Relief Reserve	-	-	-	-	-	-		
Medicaid Contingency Reserve	-	-	(151.1)	(125.0)	-	-		
Medicaid Transformation Reserve	-	-	(246.0)	(215.8)	-	-		
NC GREAT Reserve	-	-	-	(15.0)	-	-		
Opioid Abatement Reserve	-	-	-	-	-	-		
Public School Contingency Reserve	-	-	-	-	-	-		
Repairs and Renovations Reserve	-	-	-	-	-	-		
SCIF General Fund Reserve	-	-	(3,182.2)	(3,649.3)	-	-		
Savings Reserve	-	-	(1,634.0)	(1,134.0)	-	-		
State Emergency Response/Disaster	-	-	(945.2)	(425.0)	-	-		
Unfunded Liability Solvency Reserve	-	-	-	(40.0)	-	-		
Wilmington Harbor Enhancements	-	-	-	(283.8)	-	-		
Unreserved Fund Balance	\$ 2,708.1	\$ 4,218.7	\$ 2,708.1	\$ 4,218.7	\$ 9,773.4	\$ 8,642.0		

Note that the schedule above represents net tax and non-tax collections and not gross collections. Tax revenues are presented net of refunds to taxpayers and various distributions to state and local entities based on legislation. A negative appropriation expenditure indicates that a budget code has actual receipts that exceed actual expenditures.

The schedule above presents monthly and year-to-date General Fund operations for the current and prior fiscal years as well as the annual budget and percent of budget realized or expended.



North Carolina Financial System

Office of State Controller

General Fund Reverting Net Tax and Non-Tax Revenues

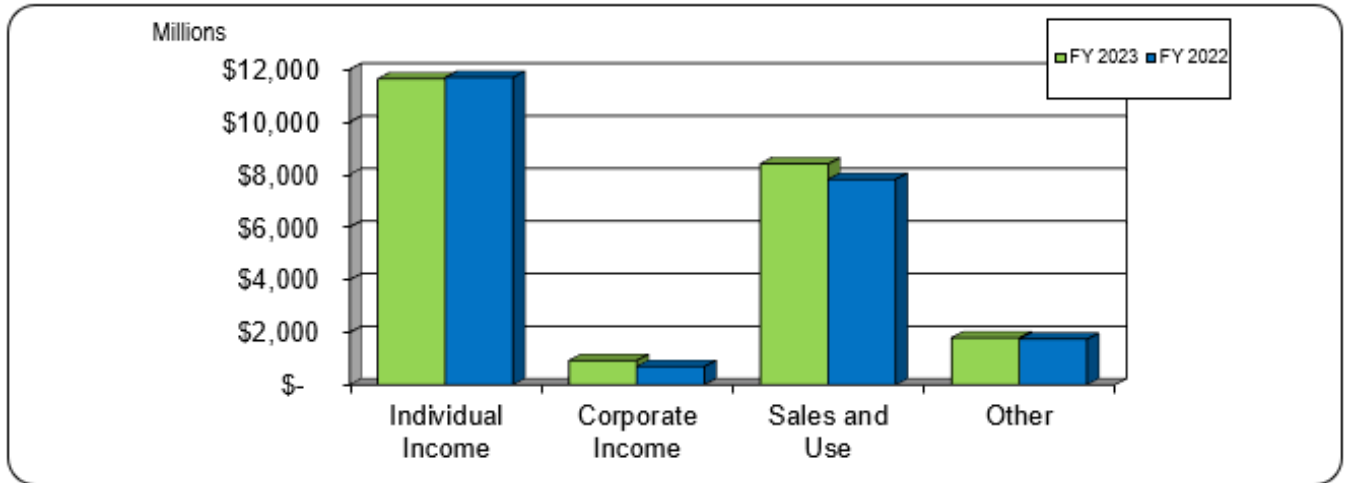
Monthly & Fiscal Year-To-Date as of March 31, 2023 and March 31, 2022

Expressed in Millions

	March				Year-To-Date Through March			
	FY 2023	FY 2022	Change	Percent of Change	FY 2023	FY 2022	Change	Percent of Change
Tax Revenues								
Beverage	\$ 42.4	\$ 37.5	\$ 4.9	13.1%	\$ 408.8	\$ 390.2	\$ 18.6	4.8%
Corporate Income	221.8	133.4	88.4	66.3%	920.4	690.2	230.2	33.4%
Estate	-	-	-	-	-	0.2	(0.2)	(100.0%)
Franchise	53.2	81.8	(28.6)	(35.0%)	544.4	539.9	4.5	0.8%
Freight Car Lines	-	-	-	-	0.1	-	0.1	-
Gift	-	-	-	-	-	-	-	-
Individual Income	1,165.8	1,703.9	(538.1)	(31.6%)	11,630.7	11,691.4	(60.7)	(0.5%)
Insurance	201.4	224.3	(22.9)	(10.2%)	493.4	455.5	37.9	8.3%
Mill Machinery	-	-	-	-	(0.3)	1.3	(1.6)	(123.1%)
Other	-	-	-	-	0.2	-	0.2	-
Piped Natural Gas	-	-	-	-	-	-	-	-
Privilege License	0.2	0.1	0.1	100.0%	26.5	26.9	(0.4)	(1.5%)
Real Estate Conveyance Excise	6.8	10.6	(3.8)	(35.8%)	92.0	115.3	(23.3)	(20.2%)
Sales and Use	367.5	534.5	(167.0)	(31.2%)	8,402.4	7,808.7	593.7	7.6%
Scrap Tire Disposal	2.1	1.8	0.3	16.7%	10.9	9.5	1.4	14.7%
Soft Drinks Tax - Inactive	-	-	-	-	-	-	-	-
Solid Waste	0.1	-	0.1	-	7.7	7.5	0.2	2.7%
Tobacco	22.0	18.7	3.3	17.6%	197.9	188.7	9.2	4.9%
White Goods Disposal	0.5	0.6	(0.1)	(16.7%)	3.8	3.5	0.3	8.6%
Total Tax Revenues	\$ 2,083.8	\$ 2,747.2	\$ (663.4)	(24.1%)	\$ 22,738.9	\$ 21,928.8	\$ 810.1	3.7%
Non-Tax Revenue								
Disproportionate Share	\$ -	\$ -	\$ -	-	\$ 130.2	\$ 115.4	\$ 14.8	12.8%
Highway Fund Transfer In	-	-	-	-	-	-	-	-
Insurance-Nontax	26.0	22.0	4.0	18.2%	69.3	83.5	(14.2)	(17.0%)
Judicial Fees	22.2	21.8	0.4	1.8%	161.9	153.7	8.2	5.3%
Master Settlement Agreement	-	-	-	-	-	22.8	(22.8)	(100.0%)
Other	36.2	39.5	(3.3)	(8.4%)	176.8	161.5	15.3	9.5%
Treasurer Investments	52.1	3.7	48.4	1,308.1%	299.2	15.9	283.3	1,781.8%
Total Non-Tax Revenue	\$ 136.5	\$ 87.0	\$ 49.5	56.9%	\$ 837.4	\$ 552.8	\$ 284.6	51.5%
Total Tax and Non-Tax Revenue	\$ 2,220.3	\$ 2,834.2	\$ (613.9)	(21.7%)	\$ 23,576.3	\$ 22,481.6	\$ 1,094.7	4.9%

**GENERAL FUND – REVERTING
ACTUAL TAX REVENUES**

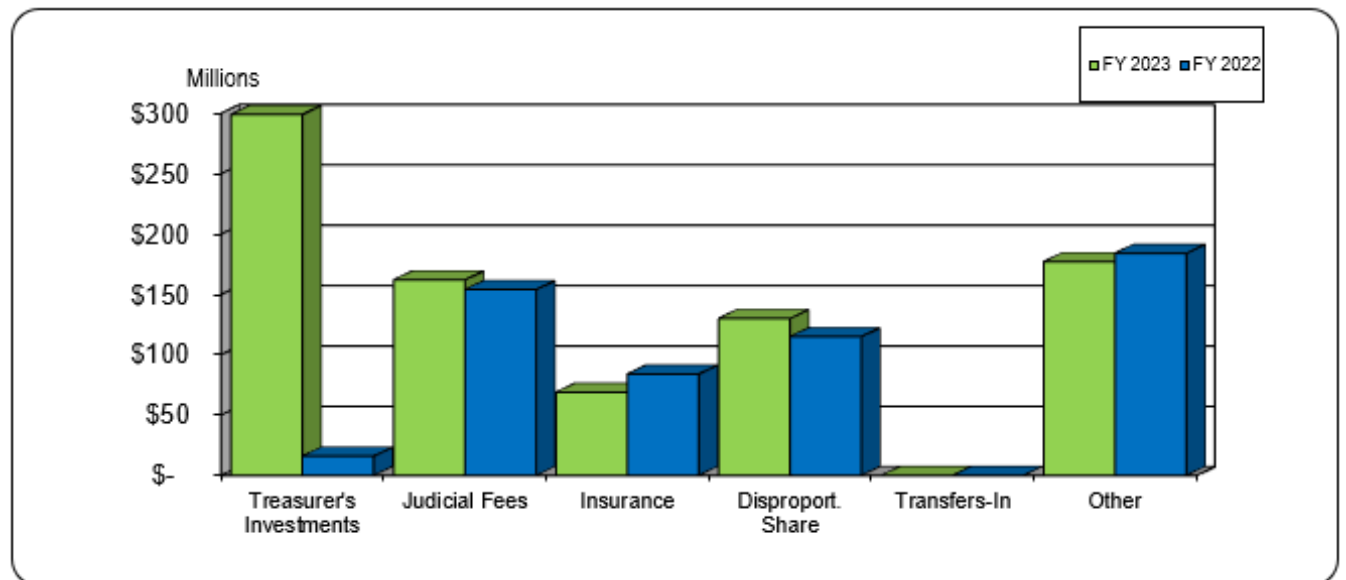
FISCAL YEAR-TO-DATE MARCH 31, 2023 AND MARCH 31, 2022



The graph above compares the year-to-date tax revenues for the current and prior fiscal years.

**GENERAL FUND – REVERTING
ACTUAL NON-TAX REVENUES**

FISCAL YEAR-TO-DATE MARCH 31, 2023 AND MARCH 31, 2022



The graph above compares the year-to-date non-tax revenues for the current and prior fiscal years.



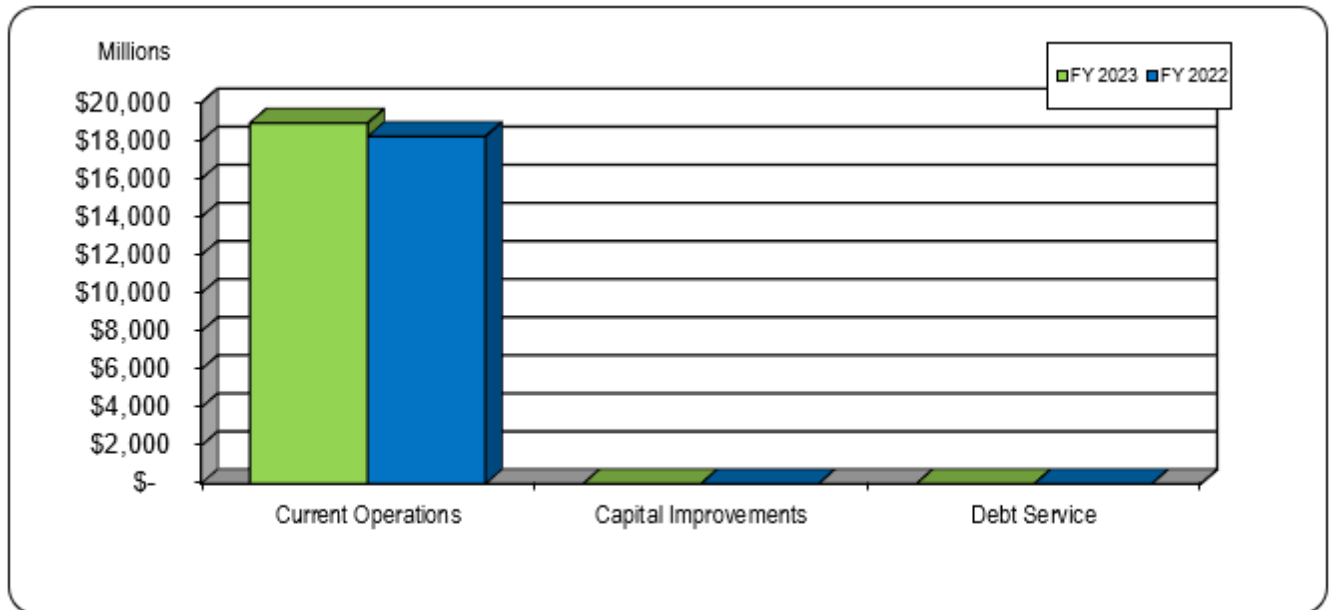
North Carolina Financial System
Office of State Controller
General Fund - Reverting
Appropriation Expenditures
Fiscal Year-to-Date
Expressed in Millions

	Appropriation Expenditures				Percent of Total Appropriation Expenditures	
	FY 2023	FY 2022	Change	Percent Change	FY 2023	FY 2022
Capital Improvements						
Funded by General Fund	\$ -	\$ -	\$ -	-	0.0%	0.0%
Total Capital Improvements	\$ -	\$ -	\$ -	-	0.0%	0.0%
Current Operations						
Agriculture	\$ 114.5	\$ 99.8	\$ 14.7	14.7%	0.6%	0.5%
Economic Development	144.6	196.9	(52.3)	(26.6%)	0.8%	1.1%
Education	11,406.4	10,735.7	670.7	6.2%	60.2%	58.9%
Environment & Natural Resources	268.8	223.7	45.1	20.2%	1.4%	1.2%
General Government	351.2	383.4	(32.2)	(8.4%)	1.9%	2.1%
Health and Human Services	4,386.5	4,270.5	116.0	2.7%	23.2%	23.4%
Operating Reserves/Rounding	(151.5)	-	(151.5)	-	(0.8%)	0.0%
Public Safety, Correction, and Regulation	2,418.4	2,328.8	89.6	3.8%	12.8%	12.8%
Total Current Operations	\$ 18,938.9	\$ 18,238.8	\$ 700.1	3.8%	100.0%	100.0%
Debt Service						
Debt Service	\$ (1.6)	\$ 1.6	\$ (3.2)	(200.0%)	(0.0%)	0.0%
Total Debt Service	\$ (1.6)	\$ 1.6	\$ (3.2)	(200.0%)	(0.0%)	0.0%
Total Appropriation Expenditures	\$ 18,937.3	\$ 18,240.4	\$ 696.9	3.8%	100.0%	100.0%

A negative appropriation expenditure indicates that a budget code has actual receipts that exceed actual expenditures.

The schedule above summarizes appropriation expenditures by function for the current and prior fiscal years.

GENERAL FUND – REVERTING
ACTUAL APPROPRIATION EXPENDITURES
 FISCAL YEAR-TO-DATE MARCH 31, 2023 AND MARCH 31, 2022



The graph above compares appropriation expenditures by major category for the current and prior fiscal years.

Actual appropriation expenditures through March 2023 were more than actual appropriation expenditures through March 2022 by \$696.9 million, or 3.8%. Appropriation expenditures for current operations (exclusive of appropriation expenditures for capital improvements and debt service) through March 2023 were more than appropriation expenditures through March 2022 by \$700.1 million, or 3.8%.

Reserve - Film & Entertainment	-	-	-	-	-	-	-	-	-
Reserve - Future Benefit Needs	-	-	-	-	-	-	-	-	-
Reserve - General Fund Reverting Funds	-	-	(151.5)	-	-	-	-	-	-
Reserve - Golden LEAF	-	-	-	-	-	-	-	-	-
Reserve - IT Fund	-	-	-	-	-	-	-	-	-
Reserve - JDIG	-	-	-	-	-	-	-	-	-
Reserve - Minimum of Market Adj	-	-	-	-	-	-	-	-	-
Reserve - NC GEAR	-	-	-	-	-	-	-	-	-
Reserve - NCGA Litigation	-	-	-	-	-	-	-	-	-
Reserve - One NC Fund	-	-	-	-	-	-	-	-	-
Reserve - Pending Legislation	-	-	-	-	-	-	-	-	-
Reserve - Public Schools ADM	-	-	-	-	-	-	-	-	-
Reserve - Retirement Rate Adj	-	-	-	-	-	-	-	-	-
Reserve - Review of Compensation Plan	-	-	-	-	-	-	-	-	-
Reserve - Salary Adjustment	-	-	-	-	23.5	5.2	0.0%	0.0%	
Reserve - Severance	-	-	-	-	-	-	-	-	-
Reserve - St Emp Comprehensive	-	-	-	-	-	-	-	-	-
Reserve - State Emergency Resp & Disaster	-	-	-	-	-	-	-	-	-
Reserve - Transfer to DOT	-	-	-	-	-	-	-	-	-
Reserve - UI Insurance Reserve	-	-	-	-	-	-	-	-	-
Reserve - UNC Enrollment Growth	-	-	-	-	-	-	-	-	-
Reserve - Workers' Compensation	-	-	-	-	-	-	-	-	-
Reserve - Automated Fraud Detection Development	-	-	-	-	-	-	-	-	-
Reserve - Continuation/Justification	-	-	-	-	-	-	-	-	-
Reserve - Controller Fraud Detection	-	-	-	-	-	-	-	-	-
Reserve - Eliminated Positions	-	-	-	-	-	-	-	-	-
Reserve - Global Trans Park Loan Repayment	-	-	-	-	-	-	-	-	-
Reserve - Management Flexibility	-	-	-	-	-	-	-	-	-
Reserve - Medicaid Risk	-	-	-	-	-	-	-	-	-
Reserve - NC Promise Tuition Plan	-	-	-	-	-	-	-	-	-
Reserve - Retirees Premium	-	-	-	-	-	-	-	-	-
Reserve - Statewide Compensation Study	-	-	-	-	-	-	-	-	-
Reserve - Voter Information Verification Act SCIF	-	-	-	-	-	-	-	-	-
Sub-Total	\$ -	\$ -	\$ (151.5)	\$ -	\$ 23.5	\$ 5.2	(644.7%)	0.0%	
Total General Government	\$ 37.7	\$ 44.5	\$ 199.7	\$ 383.4	\$ 579.3	\$ 549.9	34.5%	69.7%	
Education									
Community Colleges	\$ 120.3	\$ 110.9	\$ 896.8	\$ 848.2	\$ 1,358.4	\$ 1,316.2	66.0%	64.4%	
Public Instruction	1,013.0	1,033.5	8,342.5	8,088.9	11,277.8	10,602.8	74.0%	76.3%	
Sub-Total	\$ 1,133.3	\$ 1,144.4	\$ 9,239.3	\$ 8,937.1	\$ 12,636.2	\$ 11,919.0	73.1%	75.0%	
University System									
Appalachian State University	\$ 46.8	\$ 12.6	\$ 103.9	\$ 88.9	\$ 187.1	\$ 164.5	55.5%	54.0%	
ECU - Health Affairs	8.3	10.3	48.1	49.8	90.8	86.3	53.0%	57.7%	
East Carolina University	30.1	19.0	129.7	104.7	265.0	247.9	48.9%	42.2%	
Elizabeth City State University	6.3	6.2	30.5	25.1	47.0	41.2	64.9%	60.9%	

Fayetteville State University	7.8	5.5	53.3	36.7	80.9	63.1	65.9%	58.2%
NCSU - Academic Affairs	62.9	47.9	259.9	239.3	513.4	470.9	50.6%	50.8%
NCSU - Agricultural Extension Service	5.0	2.9	33.0	30.0	44.4	42.1	74.3%	71.3%
NCSU - Agricultural Research	5.2	3.7	41.6	39.7	59.2	56.6	70.3%	70.1%
North Carolina A&T University	18.2	27.4	76.3	40.0	129.7	112.2	58.8%	35.7%
North Carolina Central University	12.9	8.9	50.9	53.1	94.0	88.8	54.1%	59.8%
North Carolina Sch of Science & Mathematics	4.0	2.5	29.3	19.1	41.2	32.8	71.1%	58.2%
UNC - Chapel Hill Academic Affairs	45.4	35.6	157.9	139.3	329.1	314.7	48.0%	44.3%
UNC - Chapel Hill Area Health Affairs	6.6	7.8	30.2	28.8	55.3	54.9	54.6%	52.5%
UNC - Chapel Hill Health Affairs	26.4	22.4	126.1	116.0	231.8	213.4	54.4%	54.4%
UNC - GA Institutional Programs and Facilities	-	-	17.0	1.0	37.1	93.9	45.8%	1.1%
UNC - GA Related Educational Programs	3.4	1.1	40.4	33.7	124.8	127.5	32.4%	26.4%
UNC- GA Aid to Private Institutions	-	0.3	313.9	192.5	322.4	227.0	97.4%	84.8%
University of North Carolina - General Admin	3.3	4.8	35.3	33.0	48.8	49.3	72.3%	66.9%
University of North Carolina Sch of the Arts	0.3	(3.0)	24.3	21.5	39.5	36.5	61.5%	58.9%
University of North Carolina at Asheville	5.1	3.3	30.1	27.1	51.0	51.1	59.0%	53.0%
University of North Carolina at Charlotte	33.8	12.9	130.9	121.5	310.4	285.1	42.2%	42.6%
University of North Carolina at Greensboro	18.8	16.5	100.6	96.7	198.6	186.5	50.7%	51.8%
University of North Carolina at Pembroke	10.2	11.6	60.5	51.9	100.0	94.0	60.5%	55.2%
University of North Carolina at Wilmington	10.5	19.2	121.6	95.5	192.4	176.1	63.2%	54.2%
Western Carolina University	14.7	12.3	91.5	81.0	153.5	145.9	59.6%	55.5%
Winston-Salem State University	15.8	1.9	30.4	32.7	71.7	65.8	42.4%	49.7%
Total University System	\$ 401.8	\$ 293.6	\$ 2,167.2	\$ 1,798.6	\$ 3,819.1	\$ 3,528.1	56.7%	51.0%
Total Education	\$ 1,535.1	\$ 1,438.0	\$ 11,406.5	\$ 10,735.7	\$ 16,455.3	\$ 15,447.1	69.3%	69.5%
Agriculture								
Agriculture and Consumer Services	\$ 14.8	\$ 24.4	\$ 114.5	\$ 99.8	\$ 176.6	\$ 169.6	64.8%	58.8%
Total Agriculture	\$ 14.8	\$ 24.4	\$ 114.5	\$ 99.8	\$ 176.6	\$ 169.6	64.8%	58.8%
Economic Development								
Commerce	\$ 0.2	\$ -	\$ 9.0	\$ 8.2	\$ 13.8	\$ 12.3	65.2%	66.7%
Commerce-Economic Development	-	-	122.9	168.5	164.1	276.8	74.9%	60.9%
Commerce-State Aid	2.0	5.8	12.7	20.2	21.7	34.3	58.5%	58.9%
Total Economic Development	\$ 2.2	\$ 5.8	\$ 144.6	\$ 196.9	\$ 199.6	\$ 323.4	72.4%	60.9%
Environment & Natural Resources								
Environmental Quality	\$ 6.3	\$ 26.9	\$ 81.8	\$ 73.0	\$ 106.1	\$ 106.9	77.1%	68.3%
Natural and Cultural Resources	30.8	19.8	174.2	143.5	238.8	226.8	72.9%	63.3%
Roanoke Island Commission	-	-	-	-	-	-	-	-
Wildlife Resources	1.6	0.5	12.8	7.2	23.7	12.8	54.0%	56.3%
Total Environment & Natural Resources	\$ 38.7	\$ 47.2	\$ 268.8	\$ 223.7	\$ 368.6	\$ 346.5	72.9%	64.6%
Health and Human Services								
Aging	\$ 2.6	\$ (0.3)	\$ 42.0	\$ 35.9	\$ 52.6	\$ 50.5	79.8%	71.1%
Child Development	54.5	30.8	171.9	140.6	251.9	242.7	68.2%	57.9%
Child and Family Well-Being	(3.5)	-	(6.1)	-	-	-	-	-
DHHS-Administration	15.3	14.5	88.0	142.2	197.3	200.7	44.6%	70.9%
Education Services - Inactive	-	-	-	-	-	-	-	-
Health Services	14.2	10.5	126.0	141.2	173.9	168.0	72.5%	84.0%

Health Services Regulations	1.6	2.6	6.3	6.5	23.2	25.0	27.2%	26.0%
Medical Assistance	306.3	408.9	3,170.3	3,120.9	4,724.7	4,030.2	67.1%	77.4%
Mental Health/DD/SAS	82.1	46.6	627.5	531.3	845.4	834.8	74.2%	63.6%
NC Health Choice	-	-	-	-	-	-	-	-
Services for the Blind and Deaf/HH	0.7	0.7	7.1	5.5	9.1	8.9	78.0%	61.8%
Social Services	15.9	31.9	123.2	122.0	227.5	218.3	54.2%	55.9%
Vocational Rehabilitation	4.0	4.0	30.2	24.3	42.6	41.6	70.9%	58.4%
Total Health and Human Services	\$ 493.7	\$ 550.2	\$ 4,386.4	\$ 4,270.4	\$ 6,548.2	\$ 5,820.7	67.0%	73.4%
Public Safety, Correction, and Regulation								
Adult Correction	\$ 149.5	\$ -	\$ 1,268.9	\$ -	\$ 1,924.5	\$ -	65.9%	-
Insurance	4.2	(4.7)	39.1	31.3	67.0	53.5	58.4%	58.5%
Insurance-GF	1.7	-	4.1	3.3	11.2	9.0	36.6%	36.7%
Judicial	59.2	78.4	534.9	499.4	718.2	672.6	74.5%	74.2%
Judicial-Indigent Defense	9.3	11.6	96.5	92.0	140.4	136.7	68.7%	67.3%
Justice	5.5	4.4	48.5	41.1	63.5	65.0	76.4%	63.2%
Labor	1.5	1.2	16.5	14.3	24.7	21.4	66.8%	66.8%
Public Safety	72.2	196.8	409.9	1,647.4	625.1	2,465.6	65.6%	66.8%
Total Public Safety, Correction, and Regulation	\$ 303.1	\$ 287.7	\$ 2,418.4	\$ 2,328.8	\$ 3,574.6	\$ 3,423.8	67.7%	68.0%
Rounding [*]		0.1		0.1				
Total Current Operations	\$ 2,425.3	\$ 2,397.9	\$ 18,938.9	\$ 18,238.8	\$ 27,902.2	\$ 26,081.0	67.9%	69.9%
Capital Improvements								
Funded by General Fund	\$ -	\$ -	\$ -	\$ -	\$ -	\$ -	-	-
Total Capital Improvements	\$ -	\$ -	\$ -	\$ -	\$ -	\$ -	-	-
Debt Service								
Debt Service	\$ -	\$ -	\$ (1.60)	\$ -	\$ -	\$ -	-	-
Debt Service-Federal	-	-	-	1.6	-	-	-	-
Total Debt Service	\$ -	\$ -	\$ (1.6)	\$ 1.6	\$ -	\$ -	-	-
Total Appropriation Expenditures	\$ 2,425.3	\$ 2,397.9	\$ 18,937.3	\$ 18,240.4	\$ 27,902.2	\$ 26,081.0	67.9%	69.9%

The schedule above presents monthly and year-to-date appropriation expenditures by major function and agency with comparison to the fiscal year budget.

[*] In disclosing the detail appropriation expenditures of 98 agencies/entities rounded to the millions of dollars, the "Rounding" category allows the most accurate presentation of individual agency and major General Fund category amounts.



North Carolina Financial System

Office of State Controller

General Fund Unreserved Cash

Schedule of Receipts and Disbursements by Function and Agency
 Monthly & Fiscal Year-To-Date as of March 31, 2023

Expressed in Thousands

	Receipts		Disbursements	
	March	Year-To-Date	March	Year-To-Date
Agriculture				
Agriculture and Consumer Services	\$ 5,472	\$ 84,540	\$ 20,248	\$ 199,027
Total Agriculture	\$ 5,472	\$ 84,540	\$ 20,248	\$ 199,027
Capital Improvement				
Funded by General Fund	\$ -	\$ -	\$ -	\$ -
Total Capital Improvement	\$ -	\$ -	\$ -	\$ -
Debt Service				
Debt Service	\$ -	\$ 76,777	\$ 4	\$ 75,190
Debt Service-Federal	-	-	-	-
Total Debt Service	\$ -	\$ 76,777	\$ 4	\$ 75,190
Economic Development				
Commerce	\$ 4,430	\$ 35,402	\$ 4,640	\$ 44,438
Commerce-Economic Development	-	46,515	-	169,376
Commerce-State Aid	-	63,281	1,953	75,989
Total Economic Development	\$ 4,430	\$ 145,198	\$ 6,593	\$ 289,803
Education				
Community Colleges	\$ 53,038	\$ 601,319	\$ 173,308	\$ 1,498,118
Public Instruction	456,412	3,428,131	1,469,430	11,770,628
UNC System	125,058	2,909,225	526,937	5,076,377
Total Education	\$ 634,508	\$ 6,938,675	\$ 2,169,675	\$ 18,345,123
Environment & Natural Resources				
Environmental Quality	\$ 6,754	\$ 73,181	\$ 13,076	\$ 154,948
Natural and Cultural Resources	4,287	67,879	35,068	242,106
Roanoke Island Commission	-	-	-	-
Wildlife Resources	8,979	71,228	10,549	84,032
Total Environment & Natural Resources	\$ 20,020	\$ 212,288	\$ 58,693	\$ 481,086
General Government				
Administration	\$ 713	\$ 13,969	\$ 6,670	\$ 57,576
Board of Elections	1	5,663	1,394	7,444
General Assembly	84	754	7,571	55,644
Governor's Office	143	1,100	685	5,289
Governor-Special Projects	-	-	-	-
Housing Finance Authority	-	-	-	35,495
Information Technology	562	8,715	3,468	62,343
Lieutenant Governor	-	5	99	911

Military and Veterans Affairs	1	1,316	801	9,908
Office of Administrative Hearings	2	797	645	5,753
Office of State Budget	252	1,540	1,062	9,544
Office of State Budget - Special	-	83,300	-	63,817
Office of State Human Resources	-	885	782	8,481
Office of the State Controller	343	2,491	4,346	23,570
Reserve - Budget Transparency	-	-	-	-
Reserve - Compensation Increase	-	-	-	-
Reserve - Contingency/Emergency	-	-	-	-
Reserve - ERP	-	25,000	-	25,000
Reserve - Enrollment	-	-	-	-
Reserve - Eugenic Sterlization Compensation	-	-	-	-
Reserve - Film & Entertainment	-	-	-	-
Reserve - Future Benefit Needs	-	-	-	-
Reserve - General Fund Reverting Funds	-	151,524	-	-
Reserve - Golden LEAF	-	-	-	-
Reserve - IT Fund	-	-	-	-
Reserve - JDIG	-	-	-	-
Reserve - Minimum of Market Adj	-	-	-	-
Reserve - NC GEAR	-	-	-	-
Reserve - NCGA Litigation	-	-	-	-
Reserve - One NC Fund	-	-	-	-
Reserve - Pending Legislation	-	-	-	-
Reserve - Public Schools ADM	-	-	-	-
Reserve - Retirement Rate Adj	-	-	-	-
Reserve - Review of Compensation Plan	-	-	-	-
Reserve - Salary Adjustment	-	-	-	-
Reserve - Severance	-	-	-	-
Reserve - St Emp Comprehensive	-	-	-	-
Reserve - State Emergency Resp & Disaster	-	-	-	-
Reserve - Transfer to DOT	-	-	-	-
Reserve - UI Insurance Reserve	-	-	-	-
Reserve - UNC Enrollment Growth	-	-	-	-
Reserve - Workers' Compensation	-	-	-	-
Reserve-Other	-	-	-	-
Revenue	5,125	45,585	14,371	122,114
SCIF	-	-	-	-
Secretary of State	166	1,173	1,534	13,327
State Auditor	1,023	6,725	2,006	15,998
State Planning - Inactive	-	-	-	-
State Treasurer-Administration	4,024	32,989	4,350	35,967
State Treasurer-Retirement	-	322	400	25,350
Total General Government	\$ 12,439	\$ 383,853	\$ 50,184	\$ 583,531
Health and Human Services				
Aging	\$ 8,332	\$ 63,237	\$ 10,904	\$ 105,208
Child Development	25,456	754,351	80,001	926,259
Child and Family Well-Being	47,830	289,649	44,327	283,541

DHHS-Administration	40,811	1,344,002	56,127	1,432,014
Education Services - Inactive	-	-	-	-
Health Services	32,163	359,748	46,383	485,761
Health Services Regulations	4,732	46,204	6,294	52,527
Medical Assistance	1,506,028	14,524,014	1,812,289	17,694,330
Mental Health/DD/SAS	64,748	738,877	146,903	1,366,381
NC Health Choice	-	-	-	-
Services for the Blind and Deaf/HH	2,963	23,466	3,627	30,574
Social Services	94,366	944,943	110,254	1,068,153
Vocational Rehabilitation	8,821	75,743	12,846	105,940
Total Health and Human Services	\$ 1,836,250	\$ 19,164,234	\$ 2,329,955	\$ 23,550,688
Public Safety, Correction, and Regulation				
Adult Correction	\$ 1,550	\$ 8,983	\$ 151,093	\$ 1,277,932
Insurance	233	34,532	4,432	73,585
Insurance-GF	1,003	8,650	2,710	12,773
Judicial	321	18,975	59,547	553,892
Judicial-Indigent Defense	3,645	22,210	12,905	118,705
Justice	2,927	33,145	8,388	81,652
Labor	1,713	14,277	3,231	30,741
Public Safety	24,616	830,162	96,775	1,240,096
Total Public Safety, Correction, and Regulation	\$ 36,008	\$ 970,934	\$ 339,081	\$ 3,389,376
Non-Tax Revenue				
Disproportionate Share	\$ -	\$ 130,175	\$ -	\$ -
Highway Fund Transfer In	-	-	-	-
Insurance-Nontax	-	6,575	-	-
License & Fees-Nontax	26,061	67,659	44	4,953
Judicial Fees	22,247	162,054	-	125
Master Settlement Agreement	-	-	-	-
ABC Board	-	-	-	-
Banking & Investment Fees	448	2,317	-	-
Board of Elections	25	108	10	84
CI Appropriation	-	-	-	-
DHHS	319	2,883	-	-
DPS - ABC Board	8,765	14,430	56	822
DWI Restoration Fees	-	-	-	-
DWI Service Fees	363	2,313	-	-
Deed Mortgage Registration Fee	442	5,169	354	4,135
Eastern Region Eco Dev Comm	-	-	-	-
Fees & Penalties	824	4,966	673	4,158
Gas & Oil Inspection	109	2,120	-	1,192
Intra State Transfer	150	1,770	-	-
Miscellaneous	-	114	-	-
Parole Supervision Fees	86	695	-	-
Probation Supervision Fees	832	5,430	-	-
Risk Pool Reversion	-	-	-	-
Rural Center Reversion	-	-	-	-
Sales & Use	1,429	11,365	-	-

Sales Tax Refund	-	600	-	-
Secretary of State-Nontax	23,550	133,486	95	606
Treasurer Investments	52,542	331,757	418	32,525
Total Non-Tax Revenue	\$ 138,192	\$ 885,986	\$ 1,650	\$ 48,600
Tax Revenues				
Beverage	\$ 42,470	\$ 440,547	\$ 20	\$ 31,765
Corporate Income	239,608	1,096,733	17,840	176,326
Estate	-	-	-	-
Franchise	68,792	571,407	15,557	27,000
Freight Car Lines	7	69	-	5
Gift	-	9	-	-
Individual Income	1,722,793	12,766,357	556,997	1,135,621
Insurance	204,172	547,654	2,729	54,250
Mill Machinery	-	33	-	312
Miscellaneous	-	-	-	-
Severance	-	159	-	-
Piped Natural Gas	-	-	-	-
Privilege License	239	26,965	48	432
Real Estate Conveyance Excise	6,807	92,044	-	-
Sales and Use	1,372,853	13,590,574	1,005,382	5,188,207
Scrap Tire Disposal	2,137	21,671	62	10,733
Soft Drinks Tax - Inactive	-	-	-	-
Solid Waste	64	20,264	6	12,540
Tobacco	22,029	215,669	2	17,759
White Goods Disposal	541	5,887	46	2,133
Total Tax Revenues	\$ 3,682,512	\$ 29,396,042	\$ 1,598,689	\$ 6,657,083
Total Reverting	\$ 6,369,831	\$ 58,258,527	\$ 6,574,772	\$ 53,619,507
Beginning Unreserved Cash	\$ 7,165,723			
Year-To-Date Receipts	58,258,527			
Year-To-Date Disbursements	53,619,507			
Reservations				
American Recovery Plan Act Reserve	-			
Carry Forward Reserve	-			
Clean Water Drinking Water Reserve	(325,980)			
Coronavirus Capital Projects Reserve	-			
Coronavirus Relief Reserve	-			
Earthquake Disaster Recovery Reserve	-			
Economic Development Project Reserve	(876,000)			
Federal Infrastructure Match Reserve	(106,000)			
Housing Reserve	(205,000)			
Hurricane Florence Disaster Recovery Reserve	-			
Information Technology Reserve	(184,000)			
Local Fiscal Recovery Reserve-ARPA	-			
Local Govt Coronavirus Relief Reserve	-			
Local Project Reserve	(80,115)			
Medicaid Contingency Reserve	(151,140)			

Medicaid Transformation Reserve	(246,000)			
NC GREAT Reserve	-			
Opioid Abatement Reserve	-			
Public School Contingency Reserve	-			
Public School Need Based Capital Reserve	(100,000)			
Repairs and Renovations Reserve	-			
Retiree Supplement Reserve	(35,955)			
SCIF General Fund Reserve	(3,182,206)			
Savings Reserve	(1,634,007)			
Stabilization and Inflation Reserve	(1,000,000)			
State Emergency Response/Disaster Reserve	(945,199)			
Unfunded Liability Solvency Reserve	-			
Wilmington Harbor Enhancements Reserve	-			
World University Games Reserve	(25,000)			
Ending Unreserved Cash	\$ 2,708,141			



North Carolina Financial System Office of State Controller

General Fund Non-reverting Departmental Cash

Schedule of Receipts and Disbursements by Function and Agency

Monthly & Fiscal Year-to-Date as of March 31, 2023

Expressed in Thousands

	Beginning Cash	Receipts		Expenditures		Year-To-Date Ending Cash
		March	Year-To-Date	March	Year-To-Date	
Agriculture						
Agriculture and Consumer Services	\$ 127,281	\$ 8,021	\$ 78,885	\$ 6,968	\$ 79,695	\$ 126,471
Total Agriculture	\$ 127,281	\$ 8,021	\$ 78,885	\$ 6,968	\$ 79,695	\$ 126,471
Debt Service						
State Treasurer-Bond Refund	\$ -	\$ -	\$ -	\$ -	\$ -	\$ -
State Treasurer-Retirement	-	4	48,208	-	48,205	3
Total Debt Service	\$ -	\$ 4	\$ 48,208	\$ -	\$ 48,205	\$ 3
Economic Development						
Commerce-CDBG	\$ 14,215	\$ 29	\$ 171	\$ -	\$ -	\$ 14,386
Commerce-Div of Employ Sec	34,712	17,667	105,775	14,771	100,676	39,811
Commerce-Floyd Relief	1	-	-	-	1	-
Commerce-IT Projects	969	-	1,176	240	519	1,626
Commerce-Special Revenue	339,196	41,809	665,525	33,070	549,670	455,051
Commerce-Trust	77	-	-	-	-	77
Total Economic Development	\$ 389,170	\$ 59,505	\$ 772,647	\$ 48,081	\$ 650,866	\$ 510,951
Education						
Community Colleges-IT Projects	\$ 51,736	\$ -	\$ 4,054	\$ 76	\$ 2,995	\$ 52,795
Community Colleges-Special Rev	12,978	2,504	20,541	1,371	19,999	13,520
Community Colleges-Trust	22,912	1,339	2,408	826	13,735	11,585
Public Instruction-IT Projects	57,955	-	37,859	81	8,794	87,020
Public Instruction-Internal Service	144,519	189	101,146	1,385	65,548	180,117
Public Instruction-Local Payroll	769	6,488	51,085	6,128	49,557	2,297
Public Instruction-Pub Sch Bldg Fund	763,628	29,784	504,640	21,853	115,931	1,152,337
Public Instruction-School Technology	16,341	221	19,328	2,353	13,334	22,335
Public Instruction-Special Revenue	23,789	399	17,492	104	10,139	31,142
Public Instruction-Trust	13,703	2,564	18,360	-	8,165	23,898
Total Education	\$ 1,108,330	\$ 43,488	\$ 776,913	\$ 34,177	\$ 308,197	\$ 1,577,046
Environment & Natural Resources						
Aquariums	\$ 3,589	\$ -	\$ 25	\$ -	\$ 80	\$ 3,534
C W M T F	77,102	11,231	48,748	3,400	21,720	104,130
EQ-Clean Water Mgmt Trust Fund	-	-	-	-	-	-
EQ-Loans for Water & Wastewater	761	-	-	-	-	761

Environmental Quality	94,759	33,256	88,950	35,005	81,666	102,043
Environmental Quality-Disaster	38,434	51	114	248	1,893	36,655
Land & Water Conservation Fund	-	-	19,470	-	5,372	14,098
Natural & Cultural Res-LWS	1,523	8	2,538	-	-	4,061
Natural and Cultural Res-Int Bearing	22	-	43	4	35	30
Natural and Cultural Resources	3,872	1,445	27,160	2,616	23,775	7,257
Parks & Recreation Trust Fund	15,933	9,701	36,408	13	20,367	31,974
Wildlife	18,209	6,824	49,365	5,072	49,979	17,595
Total Environment & Natural Resources	\$ 254,204	\$ 62,516	\$ 272,821	\$ 46,358	\$ 204,887	\$ 322,138
General Government						
Administration	\$ 74,314	\$ 11,068	\$ 77,895	\$ 5,053	\$ 67,444	\$ 84,765
Board of Elections	2,760	210	575	33	3,313	22
DMVA - Special Revenue	15,811	31	431	-	383	15,859
DMVA-Special Revenue	-	-	-	-	-	-
General Assembly	16,064	10	19,902	355	5,586	30,380
Governor's Office	167,643	90,475	1,015,919	90,929	1,003,565	179,997
Governor's Office-Disaster Relief	-	6	217,055	6	217,054	1
Information Technology	36,179	1,550	35,993	1,774	22,568	49,604
NC Infrastructure Finance Corp	-	-	26,982	-	26,982	-
OSBM ECONOMIC DEVELOPMENT ADMINISTRATION (EDA-ARPA)	-	26	177	99	177	-
OSBM-ARP Homeowners Assistance Fund	246,245	315	2,476	25,344	118,124	130,597
OSBM-ARP State & Local Fiscal Recovery Fund	4,137,152	7,297	43,429	81,214	659,602	3,520,979
OSBM-Covid 19 Recovery Act	40,986	-	7,087	-	48,055	18
OSBM-Earthquake Disaster Recovery	11,633	11	106	264	6,816	4,923
OSBM-Emergency Rental Assistance	149,122	218	36,243	922	84,490	100,875
OSBM-IT Projects	661	-	-	-	-	661
OSBM-Rural Health Care Stabilization	8,191	17	99	-	-	8,290
OSBM-SCIF	1,661,845	5,588	3,220,797	61,383	1,095,971	3,786,671
OSBM-Tropical Storm Fred DR	35,506	-	5,168	2,046	12,397	28,277
Office of Administrative Hearings	2,236	-	269	2	21	2,484
Payroll Imprest Fund	-	1,568,561	11,402,913	1,568,561	11,402,913	-
Revenue-E 911 Fee	3,356	944	11,224	1,308	12,488	2,092
Revenue-IT Project	121	-	-	-	-	121
Revenue-Lee Act Credits	294	-	-	-	-	294
Revenue-Project Collect	47,906	4,110	36,561	3,612	29,140	55,327
Revenue-Tax Distribution	14,746	891,495	5,003,509	891,553	5,015,263	2,992
Revenue-Tax Transfer Fees	5,651	263	2,393	324	2,013	6,031
State Controller	47,392	1,193	64,717	1,171	45,502	66,607
State Treasurer	7,243	823	6,531	273	5,021	8,753
State Treasurer-Basis Swap	-	-	-	-	-	-
State Treasurer-Blount St. Properties	-	-	-	-	-	-

Statewide-Worker's Comp Plan	5,500	5,438	53,746	6,962	53,950	5,296
Total General Government	\$ 6,738,557	\$ 2,589,649	\$ 21,292,197	\$ 2,743,188	\$ 19,938,838	\$ 8,091,916
Health and Human Services						
Aging	\$ 58	\$ -	\$ 240	\$ -	\$ 240	\$ 58
Child Development	-	-	-	-	-	-
Child and Family Well-Being	-	17,974	116,250	17,974	116,250	-
DHHS-Administration	111,977	6,202	93,492	8,522	69,160	136,309
Health Services	62,751	354	36,235	1,294	42,255	56,731
Health Services Regulations	38,465	530	1,777	483	3,484	36,758
Medical Assistance	515,306	4,875	156,881	16,325	205,308	466,879
Mental Health/DD/SAS	450	-	5	55	55	400
Services for the Blind and Deaf/HH	-	-	-	-	-	-
Social Services	10,721	6,278	17,512	1,463	15,760	12,473
Vocational Rehabilitation	-	-	-	-	-	-
Total Health and Human Services	\$ 739,728	\$ 36,213	\$ 422,392	\$ 46,116	\$ 452,512	\$ 709,608
Public Safety, Correction, and Regulation						
Adult Correction	\$ -	\$ 8,195	\$ 65,574	\$ 61	\$ 14,044	\$ 51,530
Insurance	6,085	56	1,138	273	4,139	3,084
Labor	-	-	1,500	-	1,125	375
Office of the Courts	5,790	487	8,944	142	8,184	6,550
Public Safety	256,740	40,377	791,469	74,287	881,731	166,478
Total Public Safety, Correction, and Regulation	\$ 268,615	\$ 49,115	\$ 868,625	\$ 74,763	\$ 909,223	\$ 228,017
Total Non-reverting	\$ 9,625,885	\$ 2,848,511	\$ 24,532,688	\$ 2,999,651	\$ 22,592,423	\$ 11,566,150

GLOSSARY

American Recovery Plan Act Reserve (Senate Bill 172, Session Law 2021-25) – Established as a reserve in the General Fund. The purpose is to maintain federal funds received from the American Rescue Plan Act, P.L. 117-2, which provides additional relief to address the continued impact of COVID-19.

Appropriation Expenditures – The net of expenditures and receipts of reverting funds.

Beverage Taxes Payable (Chapter 105, Article 2C) – Excise taxes collected on the sale of beer and wine that are payable annually to counties and cities within 60 days after March 31 of each year.

Budget (Appropriation Expenditures) – Total appropriation expenditures as enacted by legislation and detail adjustments by the Office of State Budget and Management.

Budget (Revenues) – Total revenues as enacted by legislation and forecasted detail by the Office of State Budget and Management.

Carryforward Reserve – Session Law 2014-10, Section 6.7 directed a review of current practices to improve budgeting of the General Fund. An implemented recommendation from this review was the process of transferring carryforward funds to a cash reserve at year end. This process is for State agencies only. No university funds are included.

Clean Water and Drinking Water Reserve (House Bill 103, Session Law 2022-74, Section 2.2.(p)) – Established as a reserve in the General Fund. This Reserve shall make funds available to the Department of Environmental Quality (Department) to use for clean water and drinking water projects. Funds in excess of the amounts needed for the projects listed in subsection (e) of Section 12.9 may be used by the Department for other water and sewer infrastructure projects eligible for funding from the Drinking Water Reserve or Wastewater Reserve and subject to the applicable directives set forth in Section 12.9.

Coronavirus Capital Projects Reserve (Senate Bill 172, Session Law 2021-25, Section 2.3) – Established as a reserve in the General Fund. The purpose is to maintain federal funds received from the American Rescue Plan Act, P.L. 117-2, for capital projects allowed under federal law.

Coronavirus Relief Reserve (House Bill 1043, Session Law 220-4) – Established as a reserve in the General Fund. The purpose is to maintain federal funds received from the Coronavirus Relief Fund created under the CARES Act, P.L. 116-136, to mitigate the impact of the COVID-19 outbreak in North Carolina.

Disbursements – Funds withdrawn from an agency budget code as recorded in cash management control system.

Disproportionate Share Reserve (House Bill 1473, Section 10.39, Session Law 2007-323) – Federal share of disproportionate share payments received from state hospitals not appropriated by the General Assembly.

Earthquake Disaster Recovery Reserve (House Bill 1105, Session Law 2020-97) – Established as a reserve in the General Fund. Funds appropriated to provide necessary and appropriate relief and assistance from the effects of earthquakes.

Economic Development Project Reserve (Senate Bill 105, Session Law 2021-180) – Established as a reserve in the General Fund to make funds available for expenditures associated with economic development projects meeting or exceeding high-yield project metrics.

Federal Infrastructure Match Reserve (House Bill 103, Session Law 2022-74, Section 2.2.(m)) – Established as a reserve in the General Fund. This Reserve shall make funds available to State agencies and departments to use for State match requirements when procuring federal aid made available under the federal Infrastructure Investment and Jobs Act (P.L. 117-58).

Housing Reserve (House Bill 103, Session Law 2022-74, Section 2.2.(k)) – Established as a reserve in the General Fund. This Reserve shall make funds available upon appropriation for the Workforce Housing Loan Program in accordance with Section 29.1 of S.L. 2022-74 and the Dare County Affordable Housing Project in accordance with Section 24.1 of S.L. 2022-74.

Hurricane Florence Disaster Recovery Reserve (Senate Bill 3, Session Law 2018-136) – Established as a reserve in the General Fund. The purpose is to maintain funds reserved for disaster recovery in relation to Hurricane Florence.

Information Technology Reserve (Senate Bill 105, Session Law 2021-180) – Established as a reserve in the General Fund to make funds available for information technology project expenditures.

Local Fiscal Recovery Reserve (ARPA) (Senate Bill 172, Session Law 2021-25) – Established as a reserve in the General Fund to maintain federal funds received from the Coronavirus Local Fiscal Recovery Fund, pursuant to the authorization set forth in the Social Security Act.

Local Government Coronavirus Relief Reserve (House Bill 1043, Session Law 220-4) – Established as a reserve in the General Fund. The purpose is to maintain federal funds received from the Coronavirus Relief Fund created under the CARES Act, P.L. 116-136, to mitigate the impact of the COVID-19 outbreak on local governments in North Carolina.

Local Project Reserve (House Bill 103, Session Law 2022-74, Section 2.2.(l)) – Established as a reserve in the General Fund that shall make funds available for local project expenditures.

Medicaid Contingency Reserve (Senate Bill 744, Section 12H.38, Session Law 2014-100) – Funds shall be used only for budget shortfalls in the Medicaid Program.

Medicaid Transformation Fund (House Bill 97, Section 12H.29, Session Law 2015-241) – Established as a special fund to provide funds for converting from a fee-for-service payment system to a capitated payment system.

NC GREAT Reserve (House Bill 387, Session Law 2019-230) – The Growing Rural Economies with Access to Technology (GREAT) program was established to fund the terrestrial deployment of broadband within unserved areas of economically distressed counties. The NC GREAT Reserve was established as a reserve in the General Fund to provide funding for the program.

Non-reverting – Represents General Fund activities for which unexpended appropriations do not lapse at fiscal year-end and generally are not re-appropriated for a different purpose, function or activity.

Opioid Abatement Reserve (Senate Bill 105, Session Law 2021-180) – Established as a reserve in the General Fund to maintain funds received by the State as a beneficiary of the final consent judgment resolving the case, *State of North Carolina, ex rel. Joshua H. Stein, Plaintiff v. McKinsey and Company, Inc.*, and any other funds received by the State as a result of the settlement.

Public School Contingency Reserve (House Bill 103, Session Law 2022-74, Section 4.5) – Established as a reserve in the General Fund. This reserve shall make funds available to the Department of Public Instruction to provide sufficient State net General Fund appropriations and necessary budget authority to close out the 2021-2022 fiscal year. Unexpended funds in the Reserve shall revert at the end of the 2021-2022 fiscal year closeout process.

Public School Needs-Based Capital Reserve (House Bill 103, Session Law 2022-74, Section 2.2.(o)) – Established as a reserve in the General Fund to make funds available to the Department of Public Instruction (Department). The Department awards grants from the Needs-Based Public School Capital Fund to counties to assist with their critical public school building capital needs.

Receipts – Funds deposited to an agency budget code as certified in the cash management control system.

Repairs and Renovations Reserve Account (G.S. 143C-4-3) – Established as a reserve in the General Fund which can be used only for the repair and renovation of State facilities and related infrastructure that are supported from the General Fund.

Reserved – Designates the portion of fund balance which has been set aside by the legislature for a specific purpose and is generally unavailable to finance appropriation expenditures.

Retiree Supplement Reserve (House Bill 103, Session Law 2022-74, Section 2.2.(n)) – Established as a reserve in the General Fund. This Reserve shall make funds available to provide a one percent (1%) retiree supplement for retirees of the Teachers' and State Employees' Retirement System, the Consolidated Judicial Retirement System, and the Legislative Retirement System.

Reverting – Designates General Fund activities for which unexpended appropriations lapse at fiscal year-end and may be re-appropriated for the same or a different purpose, function or activity.

Sales and Use Taxes Payable (Chapter 105, Subchapter VIII) – Local Sales and Use Taxes collected and payable.

Savings Reserve Account (G.S. 143C-4-2) – Established as a reserve in the General Fund and is a component of the unappropriated General Fund balance. Account established to maintain sufficient reserves to address unanticipated events and circumstances such as natural disaster, economic downturns, threats to public safety, health and welfare, and other emergencies. Account also established with a goal to maintain a balance equal to or greater than eight percent of the prior year's General Fund operating budget.

Scrap Tire Disposal Taxes Payable (Chapter 105, Article 5B) – Additional sales and use taxes collected on new tire sales payable quarterly to counties (70%), the General Fund (30%).

Stabilization and Inflation Reserve (House Bill 103, Session Law 2022-74, Section 2.2.(q)) – Established as a reserve in the General Fund. This Reserve shall make, only upon an act of appropriation by the General Assembly, funds available to be used for costs associated with inflation and other measures necessary to stabilize the State economy.

State Capital and Infrastructure Fund (SCIF) Reserve (G.S. 143C-4-3.1) – Established as a reserve in the General Fund to reserve an unappropriated balance to transfer funds to the State Capital and Infrastructure Fund (Fund) upon appropriation by the General Assembly. The Fund was established to address the ongoing capital and infrastructure needs of the State.

State Emergency Response/Disaster Relief Reserve (Senate Bill 7, Session Law 2005-1) – Funds appropriated to provide necessary and appropriate relief and assistance from the effects of natural disasters.

Tax and Non-Tax Revenues – Presented in this report net of refunds to taxpayers and various distributions to state and local entities.

Unfunded Liability Solvency Reserve (House Bill 651, Session Law 2018-30) – Established as a reserve in the General Fund. The funds in the Reserve shall be used only for transfers to the Health Benefit Fund or the Retirement System for the purpose of reducing the unfunded liabilities of those two funds.

Unreserved – Resources available to finance appropriation expenditures.

White Goods Disposal Taxes Payable (Chapter 105, Article 5C) – Additional sales and uses taxes collected on sales of new large appliances such as refrigerators, ranges, water heaters, etc, that are payable quarterly to counties (72%) and the General Fund (28%).

Wilmington Harbor Enhancement Reserve (Senate Bill 105, Session Law 2021-180) – Established as a reserve in the General Fund to make funds available for expenditures associated with the Wilmington Harbor Enhancement project.

World University Games Reserve (House Bill 103, Session Law 2022-74, Section 2.2.(j)) – Established as a reserve in the General Fund. This Reserve shall make funds available to support the State of North Carolina as a host of the 2027 World University Games upon an act of appropriation by the General Assembly. Funds in the reserve that have not been appropriated by June 30, 2026 shall revert to the General Fund and the World University Games Reserve shall be eliminated.